

706 So. East





COMMONWEALTH OF MASSACHUSETTS
 EXECUTIVE OFFICE OF ENVIRONMENTAL AFFAIRS
 DEPARTMENT OF ENVIRONMENTAL PROTECTION

TITLE 5
 OFFICIAL INSPECTION FORM – NOT FOR VOLUNTARY ASSESSMENTS
 SUBSURFACE SEWAGE DISPOSAL SYSTEM FORM
 PART A
 CERTIFICATION

Property Address: 706 South East Street
Amherst, MA

Owner's Name: Peter & Terri Wells

Owner's Address: 706 South East Street
Amherst, MA

Date of Inspection: September 5, 2003

Name of Inspector: (please print) Mark B. Darnold, P.E.

Company Name: The Berkshire Design Group, Inc.

Mailing Address: 4 Allen Place
Northampton, MA 01060

Telephone Number: 414-582-7000

CERTIFICATION STATEMENT

I certify that I have personally inspected the sewage disposal system at this address and that the information reported below is true, accurate and complete as of the time of the inspection. The inspection was performed based on my training and experience in the proper function and maintenance of on site sewage disposal systems. **I am a DEP approved system inspector pursuant to Section 15.340 of Title 5 (310 CMR 15.000).** The system:


- Passes
- Conditionally Passes
- Needs Further Evaluation by the Local Approving Authority
- Fails

Inspector's Signature: *Mark B. Darnold* Date: 9-8-03

The system inspector shall submit a copy of this inspection report to the Approving Authority (Board of Health or DEP) within 30 days of completing this inspection. If the system is a shared system or has a design flow of 10,000 gpd or greater, the inspector and the system owner shall submit the report to the appropriate regional office of the DEP. The original should be sent to the system owner and copies sent to the buyer, if applicable, and the approving authority.

Notes and Comments **SYSTEM IS FUNCTIONING WITH NO SIGNS OF LEAKING OR BACKUP. OUTLET TEE IS BROKEN AND MUST BE REPLACED. OUTLET PIPES IN DISTRIBUTION BOX MUST BE ADJUSTED TO HAVE SAME INVERT ELEVATION.**

***This report only describes conditions at the time of inspection and under the conditions of use at that time. This inspection does not address how the system will perform in the future under the same or different conditions of use.



**OFFICIAL INSPECTION FORM – NOT FOR VOLUNTARY ASSESSMENTS
SUBSURFACE SEWAGE DISPOSAL SYSTEM INSPECTION FORM
PART A
CERTIFICATION (continued)**

Property Address: 706 South East Street
Amherst, MA

Owner: Peter & Terri Wells

Date of Inspection: September 5, 2003

Inspection Summary: Check A,B,C,D or E / ALWAYS complete all of Section D

A. System Passes:

I have not found any information which indicates that any of the failure criteria described in 310 CMR 15.303 or in 310 CMR 15.304 exist. Any failure criteria not evaluated are indicated below.

Comments:

B. System Conditionally Passes:

_____ One or more system components as described in the "Conditional Pass" section need to be replaced or repaired. The system, upon completion of the replacement or repair, as approved by the Board of Health, will pass.

Answer yes, no or not determined (Y,N,ND) in the _____ for the following statements. If "not determined" please explain.

_____ The septic tank is metal and over 20 years old* or the septic tank (whether metal or not) is structurally unsound, exhibits substantial infiltration or exfiltration or tank failure is imminent. System will pass inspection if the existing tank is replaced with a complying septic tank as approved by the Board of Health.

*A metal septic tank will pass inspection if it is structurally sound, not leaking and if a Certificate of Compliance indicating that the tank is less than 20 years old is available.

ND explain:

_____ Observation of sewage backup or break out or high static water level in the distribution box due to broken or obstructed pipe(s) or due to a broken, settled or uneven distribution box. System will pass inspection if (with approval of Board of Health):

- _____ broken pipe(s) are replaced
- _____ obstruction is removed
- _____ distribution box is leveled or replaced

ND explain:

_____ The system required pumping more than 4 times a year due to broken or obstructed pipe(s). The system will pass inspection if (with approval of the Board of Health):

- _____ broken pipe(s) are replaced
- _____ obstruction is removed

ND explain:

OFFICIAL INSPECTION FORM - NOT FOR VOLUNTARY ASSESSMENTS
SUBSURFACE SEWAGE DISPOSAL SYSTEM INSPECTION FORM
PART A
CERTIFICATION (continued)

Property Address: 706 South East Street
Amherst, MA

Owner: Peter & Terri Wells

Date of Inspection: September 5, 2003

C. Further Evaluation is Required by the Board of Health:

_____ Conditions exist which require further evaluation by the Board of Health in order to determine if the system is failing to protect public health, safety or the environment.

1. System will pass unless Board of Health determines in accordance with 310 CMR 15.303(1)(b) that the system is not functioning in a manner which will protect public health, safety and the environment:

- ___ Cesspool or privy is within 50 feet of a surface water
- ___ Cesspool or privy is within 50 feet of a bordering vegetated wetland or a salt marsh

2. System will fail unless the Board of Health (and Public Water Supplier, if any) determines that the system is functioning in a manner that protects the public health, safety and environment:

- ___ The system has a septic tank and soil absorption system (SAS) and the SAS is within 100 feet of a surface water supply or tributary to a surface water supply.
- ___ The system has a septic tank and SAS and the SAS is within a Zone 1 of a public water supply.
- ___ The system has a septic tank and SAS and the SAS is within 50 feet of a private water supply well.
- ___ The system has a septic tank and SAS and the SAS is less than 100 feet but 50 feet or more from a private water supply well**. Method used to determine distance _____

**This system passes if the well water analysis, performed at a DEP certified laboratory, for coliform bacteria and volatile organic compounds indicates that the well is free from pollution from that facility and the presence of ammonia nitrogen and nitrate nitrogen is equal to or less than 5 ppm, provided that no other failure criteria are triggered. A copy of the analysis must be attached to this form.

3. Other:

OFFICIAL INSPECTION FORM – NOT FOR VOLUNTARY ASSESSMENTS
SUBSURFACE SEWAGE DISPOSAL SYSTEM INSPECTION FORM
PART A
CERTIFICATION (continued)

Property Address: 706 South East Street
Amherst, MA

Owner: Peter & Terri Wells

Date of Inspection: September 5, 2003

D. System Failure Criteria applicable to all systems:

You **must** indicate "yes" or "no" to each of the following for **all** inspections:

- | | | |
|--------------------------|-------------------------------------|--|
| Yes | No | |
| <input type="checkbox"/> | <input checked="" type="checkbox"/> | Backup of sewage into facility or system component due to overloaded or clogged SAS or cesspool |
| <input type="checkbox"/> | <input checked="" type="checkbox"/> | Discharge or ponding of effluent to the surface of the ground or surface waters due to an overloaded or clogged SAS or cesspool |
| <input type="checkbox"/> | <input checked="" type="checkbox"/> | Static liquid level in the distribution box above outlet invert due to an overloaded or clogged SAS or cesspool |
| <input type="checkbox"/> | <input checked="" type="checkbox"/> | Liquid depth in cesspool is less than 6" below invert or available volume is less than 1/2 day flow |
| <input type="checkbox"/> | <input checked="" type="checkbox"/> | Required pumping more than 4 times in the last year NOT due to clogged or obstructed pipe(s). Number of times pumped ____. |
| <input type="checkbox"/> | <input checked="" type="checkbox"/> | Any portion of the SAS, cesspool or privy is below high ground water elevation. |
| <input type="checkbox"/> | <input checked="" type="checkbox"/> | Any portion of cesspool or privy is within 100 feet of a surface water supply or tributary to a surface water supply. |
| <input type="checkbox"/> | <input checked="" type="checkbox"/> | Any portion of a cesspool or privy is within a Zone 1 of a public well. |
| <input type="checkbox"/> | <input checked="" type="checkbox"/> | Any portion of a cesspool or privy is within 50 feet of a private water supply well. |
| <input type="checkbox"/> | <input checked="" type="checkbox"/> | Any portion of a cesspool or privy is less than 100 feet but greater than 50 feet from a private water supply well with no acceptable water quality analysis. [This system passes if the well water analysis, performed at a DEP certified laboratory, for coliform bacteria and volatile organic compounds indicates that the well is free from pollution from that facility and the presence of ammonia nitrogen and nitrate nitrogen is equal to or less than 5 ppm, provided that no other failure criteria are triggered. A copy of the analysis must be attached to this form.] |

NO (Yes/No) **The system fails.** I have determined that one or more of the above failure criteria exist as described in 310 CMR 15.303, therefore the system fails. The system owner should contact the Board of Health to determine what will be necessary to correct the failure.

E. Large Systems:

To be considered a large system the system must serve a facility with a design flow of 10,000 gpd to 15,000 gpd.

You must indicate either "yes" or "no" to each of the following:

(The following criteria apply to large systems in addition to the criteria above)

- | | | |
|--------------------------|--------------------------|--|
| yes | no | |
| <input type="checkbox"/> | <input type="checkbox"/> | the system is within 400 feet of a surface drinking water supply |
| <input type="checkbox"/> | <input type="checkbox"/> | the system is within 200 feet of a tributary to a surface drinking water supply |
| <input type="checkbox"/> | <input type="checkbox"/> | the system is located in a nitrogen sensitive area (Interim Wellhead Protection Area – IWPA) or a mapped Zone II of a public water supply well |

If you have answered "yes" to any question in Section E the system is considered a significant threat, or answered "yes" in Section D above the large system has failed. The owner or operator of any large system considered a significant threat under Section E or failed under Section D shall upgrade the system in accordance with 310 CMR 15.304. The system owner should contact the appropriate regional office of the Department.

**OFFICIAL INSPECTION FORM – NOT FOR VOLUNTARY ASSESSMENTS
SUBSURFACE SEWAGE DISPOSAL SYSTEM INSPECTION FORM
PART B
CHECKLIST**

Property Address: 706 South East Street
Amherst, MA

Owner: Peter & Terri Wells

Date of Inspection: September 5, 2003

Check if the following have been done. You **must** indicate “yes” or “no” as to each of the following:

Yes No

Pumping information was provided by the owner, occupant, or Board of Health

Were any of the system components pumped out in the previous two weeks ?

Has the system received normal flows in the previous two week period ?

Have large volumes of water been introduced to the system recently or as part of this inspection ?

NA Were as built plans of the system obtained and examined? (If they were not available note as N/A)

Was the facility or dwelling inspected for signs of sewage back up ?

Was the site inspected for signs of break out ?

Were all system components, excluding the SAS, located on site ?

Were the septic tank manholes uncovered, opened, and the interior of the tank inspected for the condition of the baffles or tees, material of construction, dimensions, depth of liquid, depth of sludge and depth of scum ?


Was the facility owner (and occupants if different from owner) provided with information on the proper maintenance of subsurface sewage disposal systems ?

The size and location of the Soil Absorption System (SAS) on the site has been determined based on:

Yes no

Existing information. For example, a plan at the Board of Health.

Determined in the field (if any of the failure criteria related to Part C is at issue approximation of distance is unacceptable) [310 CMR 15.302(3)(b)]



**OFFICIAL INSPECTION FORM – NOT FOR VOLUNTARY ASSESSMENTS
SUBSURFACE SEWAGE DISPOSAL SYSTEM INSPECTION FORM
PART C
SYSTEM INFORMATION**

Property Address: 706 South East Street
Amherst, MA

Owner: Peter & Terri Wells

Date of Inspection: September 5, 2003

FLOW CONDITIONS

RESIDENTIAL

Number of bedrooms (design): _____ Number of bedrooms (actual): 3
DESIGN flow based on 310 CMR 15.203 (for example: 110 gpd x # of bedrooms): 330
Number of current residents: 3
Does residence have a garbage grinder (yes or no): NO
Is laundry on a separate sewage system (yes or no): NO [if yes separate inspection required]
Laundry system inspected (yes or no): YES
Seasonal use: (yes or no): NO
Water meter readings, if available (last 2 years usage (gpd)): _____
Sump pump (yes or no): NO
Last date of occupancy: SEPT 5, 2003

COMMERCIAL/INDUSTRIAL

Type of establishment: _____
Design flow (based on 310 CMR 15.203): _____ gpd
Basis of design flow (seats/persons/sqft, etc.): _____
Grease trap present (yes or no): _____
Industrial waste holding tank present (yes or no): _____
Non-sanitary waste discharged to the Title 5 system (yes or no): _____
Water meter readings, if available: _____
Last date of occupancy/use: _____

OTHER (describe): _____

GENERAL INFORMATION

Pumping Records


Source of information: SEPTIC PUMPING CO. - KARL'S
Was system pumped as part of the inspection (yes or no): NO
If yes, volume pumped: _____ gallons -- How was quantity pumped determined? _____
Reason for pumping: _____

TYPE OF SYSTEM

- Septic tank, distribution box, soil absorption system
- Single cesspool
- Overflow cesspool
- Privy
- Shared system (yes or no) (if yes, attach previous inspection records, if any)
- Innovative/Alternative technology. Attach a copy of the current operation and maintenance contract (to be obtained from system owner)
- Tight tank Attach a copy of the DEP approval
- Other (describe): _____

Approximate age of all components, date installed (if known) and source of information:
1968 - REPAIR PERMIT & SKETCH FROM BOH

Were sewage odors detected when arriving at the site (yes or no): NO



**OFFICIAL INSPECTION FORM – NOT FOR VOLUNTARY ASSESSMENTS
SUBSURFACE SEWAGE DISPOSAL SYSTEM INSPECTION FORM
PART C
SYSTEM INFORMATION (continued)**

Property Address: 706 South East Street
Amherst, MA

Owner: Peter & Terri Wells

Date of Inspection: September 5, 2003

BUILDING SEWER (locate on site plan)

Depth below grade: 24" ±
Materials of construction: cast iron 40 PVC other (explain): _____
Distance from private water supply well or suction line: NA - MUNICIPAL H₂O
Comments (on condition of joints, venting, evidence of leakage, etc.):

SEPTIC TANK: (locate on site plan)

Depth below grade: 18"
Material of construction: concrete metal fiberglass polyethylene
 other(explain) _____
If tank is metal list age: ____ Is age confirmed by a Certificate of Compliance (yes or no): ____ (attach a copy of certificate)
Dimensions: _____
Sludge depth: 8"
Distance from top of sludge to bottom of outlet tee or baffle: _____
Scum thickness: 2"
Distance from top of scum to top of outlet tee or baffle: 6"
Distance from bottom of scum to bottom of outlet tee or baffle: 12"
How were dimensions determined: MEASURED IN FIELD, _____
Comments (on pumping recommendations, inlet and outlet tee or baffle condition, structural integrity, liquid levels as related to outlet invert, evidence of leakage, etc.):

OUTLET TEE WAS CAST CONCRETE AND IN POOR CONDITION (SIDE WAS CAVED IN) LIQUID LEVELS ARE GOOD WITH NO INDICATION OF LEAKAGE. OUTLET TEE SHOULD BE REPLACED WITH NEW PVC TEE.

GREASE TRAP: NO (locate on site plan)

~~Depth below grade: ____
Material of construction: ____ concrete ____ metal ____ fiberglass ____ polyethylene ____ other (explain): _____
Dimensions: _____
Scum thickness: _____
Distance from top of scum to top of outlet tee or baffle: _____
Distance from bottom of scum to bottom of outlet tee or baffle: _____
Date of last pumping: _____
Comments (on pumping recommendations, inlet and outlet tee or baffle condition, structural integrity, liquid levels as related to outlet invert, evidence of leakage, etc.):

_____~~

**OFFICIAL INSPECTION FORM – NOT FOR VOLUNTARY ASSESSMENTS
SUBSURFACE SEWAGE DISPOSAL SYSTEM INSPECTION FORM
PART C
SYSTEM INFORMATION (continued)**

Property Address: 706 South East Street
Amherst, MA

Owner: Peter & Terri Wells

Date of Inspection: September 5, 2003

TIGHT or HOLDING TANK: NO (tank must be pumped at time of inspection)(locate on site plan)

Depth below grade: _____

Material of construction: ___concrete ___metal ___fiberglass ___polyethylene ___other(explain): _____

Dimensions: _____

Capacity: _____gallons

Design Flow: _____gallons/day

Alarm present (yes or no): _____

Alarm level: _____ Alarm in working order (yes or no): _____

Date of last pumping: _____

Comments (condition of alarm and float switches, etc.): _____

DISTRIBUTION BOX: (if present must be opened)(locate on site plan)

Depth of liquid level above outlet invert: 0"

Comments (note if box is level and distribution to outlets equal, any evidence of solids carryover, any evidence of leakage into or out of box, etc.):


D-BOX IS LEVEL BUT OUTLET PIPES ARE NOT AT SAME ELEVATION. THERE ARE TWO OUTLET PIPES, ONE IS APPROX 1" HIGHER THAN THE OTHER. NO EVIDENCE OF SOLIDS CARRY OVER

PUMP CHAMBER: NO (locate on site plan)

Pumps in working order (yes or no): _____

Alarms in working order (yes or no): _____

Comments (note condition of pump chamber, condition of pumps and appurtenances, etc.): _____



OFFICIAL INSPECTION FORM – NOT FOR VOLUNTARY ASSESSMENTS
SUBSURFACE SEWAGE DISPOSAL SYSTEM INSPECTION FORM
PART C
SYSTEM INFORMATION (continued)

Property Address: 706 South East Street
Amherst, MA

Owner: Peter & Terri Wells

Date of Inspection: September 5, 2003

SOIL ABSORPTION SYSTEM (SAS): (locate on site plan, excavation not required)

If SAS not located explain why:

Type

leaching pits, number:

leaching chambers, number:

leaching galleries, number:

leaching trenches, number, length: 2 TRENCHES @ 75 LF EACH

leaching fields, number, dimensions:

overflow cesspool, number:

innovative/alternative system Type/name of technology:

Comments (note condition of soil, signs of hydraulic failure, level of ponding, damp soil, condition of vegetation, etc.):

THE SAS HAD NO SIGNS OF BREAKOUT AND NO NOTICABLE VEGETATION.

CESSPOOLS: NO (cesspool must be pumped as part of inspection)(locate on site plan)

~~Number and configuration:~~

~~Depth - top of liquid to inlet invert:~~

~~Depth of solids layer:~~

~~Depth of scum layer:~~

~~Dimensions of cesspool:~~

~~Materials of construction:~~

~~Indication of groundwater inflow (yes or no):~~

~~Comments (note condition of soil, signs of hydraulic failure, level of ponding, condition of vegetation, etc.):~~


PRIVY: NO (locate on site plan)

~~Materials of construction:~~

~~Dimensions:~~

~~Depth of solids:~~

~~Comments (note condition of soil, signs of hydraulic failure, level of ponding, condition of vegetation, etc.):~~



OFFICIAL INSPECTION FORM – NOT FOR VOLUNTARY ASSESSMENTS
SUBSURFACE SEWAGE DISPOSAL SYSTEM INSPECTION FORM
PART C
SYSTEM INFORMATION (continued)

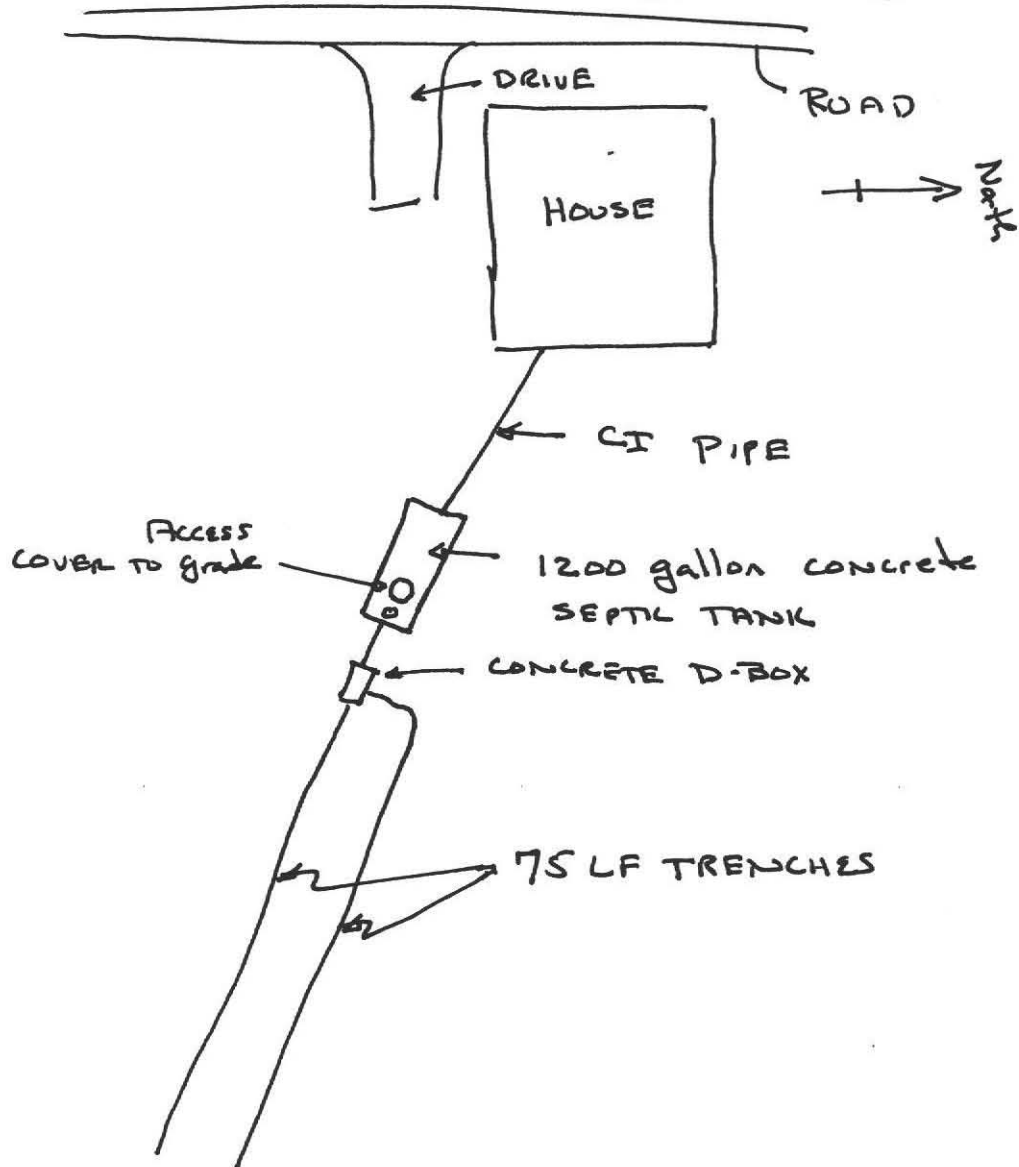
Property Address: 706 South East Street
Amherst, MA


Owner: Peter & Terri Wells

Date of Inspection: September 5, 2003

SKETCH OF SEWAGE DISPOSAL SYSTEM

Provide a sketch of the sewage disposal system including ties to at least two permanent reference landmarks or benchmarks. Locate all wells within 100 feet. Locate where public water supply enters the building.





OFFICIAL INSPECTION FORM – NOT FOR VOLUNTARY ASSESSMENTS
SUBSURFACE SEWAGE DISPOSAL SYSTEM INSPECTION FORM
PART C
SYSTEM INFORMATION (continued)

Property Address: 706 South East Street
Amherst, MA

Owner: Peter & Terri Wells

Date of Inspection: September 5, 2003

SITE EXAM

- Slope
- Surface water
- Check cellar
- Shallow wells

Estimated depth to ground water > 4 feet

Please indicate (check) all methods used to determine the high ground water elevation:

- Obtained from system design plans on record - If checked, date of design plan reviewed: _____
- Observed site (abutting property/observation hole within 150 feet of SAS)
- Checked with local Board of Health-explain: _____
- Checked with local excavators, installers- (attach documentation)
- Accessed USGS database-explain: _____

You must describe how you established the high ground water elevation:

OBSERVED CELLAR HOLE EXCAVATION OF ADJACENT NEW
HOUSE CONSTRUCTION, OBSERVED WATER ELEVATION OF
NEARBY (150') ABANDONED SHALLOW WELL, TOPOGRAPHY TO
EAST OF SAS DROPS IN ELEVATION

